

# Map to the Future Community Planning Eastern Porirua '05 Final Report



Cannons Creek Opportunity Centre



Eastern Porirua Residents and Ratepayers



Maraeroa Marae Association

Prepared by : Rosie Gallen  
16 November 2005

## TABLE OF CONTENTS

ACKNOWLEDGEMENTS .....	4
BACKGROUND TO THE EASTERN PORIRUA COMMUNITY PLANNING PROCESS ....	4
SURVEY RESULTS.....	6
GENDER OF SURVEY RESPONDENTS .....	6
FIGURE 2: GENDER OF EASTERN PORIRUA SURVEY RESPONDENTS .....	7
ETHNICITY OF SURVEY RESPONDENTS.....	7
FIGURE 3: ETHNICITY OF SURVEY RESPONDENTS IN EASTERN PORIRUA .....	7
AGE OF SURVEY RESPONDENTS .....	8
FIGURE 4: AGE GROUP OF EASTERN PORIRUA SURVEY RESPONDENTS .....	8
ETHNICITY AND AGE OF RESPONDENT .....	8
TABLE 1: ETHNICITY AND AGE GROUP .....	8
RATING OF EASTERN PORIRUA AS A PLACE TO LIVE.....	9
FIGURE 5: RATING OF EASTERN PORIRUA AS A PLACE TO LIVE BY RESIDENTS.....	9
WHAT RESIDENTS LIKE ABOUT LIVING IN EASTERN PORIRUA.....	10
FIGURE 6: WHAT RESIDENTS LIKE ABOUT LIVING IN EASTERN PORIRUA .....	10
WHAT RESIDENTS DISLIKE ABOUT LIVING IN EASTERN PORIRUA .....	13
FIGURE 7: WHAT RESIDENTS DISLIKE ABOUT LIVING IN EASTERN PORIRUA .....	13
WHAT RESIDENTS SUGGESTED TO IMPROVE EASTERN PORIRUA AS A PLACE TO LIVE.....	17
FIGURE 9: WHAT RESIDENTS SUGGEST WOULD IMPROVE EASTERN PORIRUA .....	18
SUMMARY OF THEMES .....	22
MAP TO THE FUTURE PRIORITISATION PROCESS – COMMUNITY DAY .....	23
FIGURE 10: TABLE OF ISSUES, CORRESPONDING VOTES AND COMMENTS .....	24
SUMMARY.....	24
FIGURE 11: MAP TO THE FUTURE FLOW CHART .....	25
ACKNOWLEDGEMENTS .....	27
INTRODUCTION .....	27
PURPOSE OF COMMUNITY PLANNING – MAP TO THE FUTURE ‘05:.....	27
COMMUNITY PLANNING OUTCOMES: .....	27

**FIGURE 1: GENDER OF CHILDREN RESPONDENTS TO THE SURVEY ..... 28**

**FIGURE 2: ETHNICITY OF CHILDREN RESPONDENTS TO THE SURVEY ..... 28**

**EASTERN PORIRUA CHILDREN AND YOUNG PEOPLE’S LIKES..... 29**

**FIGURE 3: CHILDREN AND YOUNG PEOPLE’S LIKES ..... 29**

**EASTERN PORIRUA CHILDREN AND YOUNG PEOPLE’S DISLIKES..... 31**

**FIGURE 4: CHILDREN AND YOUNG PEOPLE’S DISLIKES..... 31**

**EASTERN PORIRUA CHILDREN AND YOUNG PEOPLE’S SUGGESTED  
IMPROVEMENTS ..... 33**

**FIGURE 5: CHILDREN AND YOUNG PEOPLE’S SUGGESTED IMPROVEMENTS ..... 33**

**SUMMARY OF THEMES ..... 36**

## Acknowledgements

The stakeholder groups being Eastern Porirua Residents and Ratepayers, Cannons Creek Opportunity Centre, Maraeroa Marae, Porirua City Council and Housing New Zealand's Community Renewal Team acknowledge with gratitude all those who supported, took part and worked to complete the survey. We appreciate the time taken by the residents, businesses and school children to answer the questions of the survey. We acknowledge the work of the teachers from Corrinna, Maraeroa, Natone Park and Tairangi Schools, Brandon Intermediate and Porirua College and Sandy Savage from Partners Porirua who helped to make it happen.

We thank the residents from the community, the various government agency staff, PCC staff, Housing Action Porirua, the local school principals, HNZN staff and associates who assisted and a special thanks to the Porirua Community Guardians who went well over and above what was expected of them.

## Background to the Eastern Porirua Community Planning Process

Eastern Porirua is a culturally diverse community with a relatively young population compared to the rest of Porirua City. Eastern Porirua is located to the East of Porirua City and an approximate five minute drive east of the Mungavin Bridge. It is generally well provided with public transport, shops, schools, churches and a number of health and social service providers.





Eastern Porirua is made up of numerous dynamic and vibrant communities encompassing groupings ranging from the geographic, cultural, religious, ethnic, sporting, school, church, business and gangs. "Eastern style" is often used to describe a different way of being than the rest of Porirua City. Distinct, multi-cultural, relaxed, friendly and spiritual some would say. Others may argue that it is unruly, untidy and bleak. No two opinions are the same. Either like it or dislike it, there can be no doubt it is considered home for over 18,000 residents.

As part of the Long Term Council Community Plan 04, the Porirua City Council agreed to facilitate the development of village strategies in the various suburban centres of Porirua City. Cannons Creek and Waitangirua were deemed to be "overdue" and had resident and community groups keen to participate in determining the process of community planning and undertaking the consultation effort.

### Working group representatives:

Eastern Porirua Residents and Ratepayers Assn, Cannons Creek Opportunity Centre, Maraeroa Marae, Porirua City Council, Housing New Zealand Corporation Community Renewal Team.

## Purpose of Community Planning – Map to the Future '05:

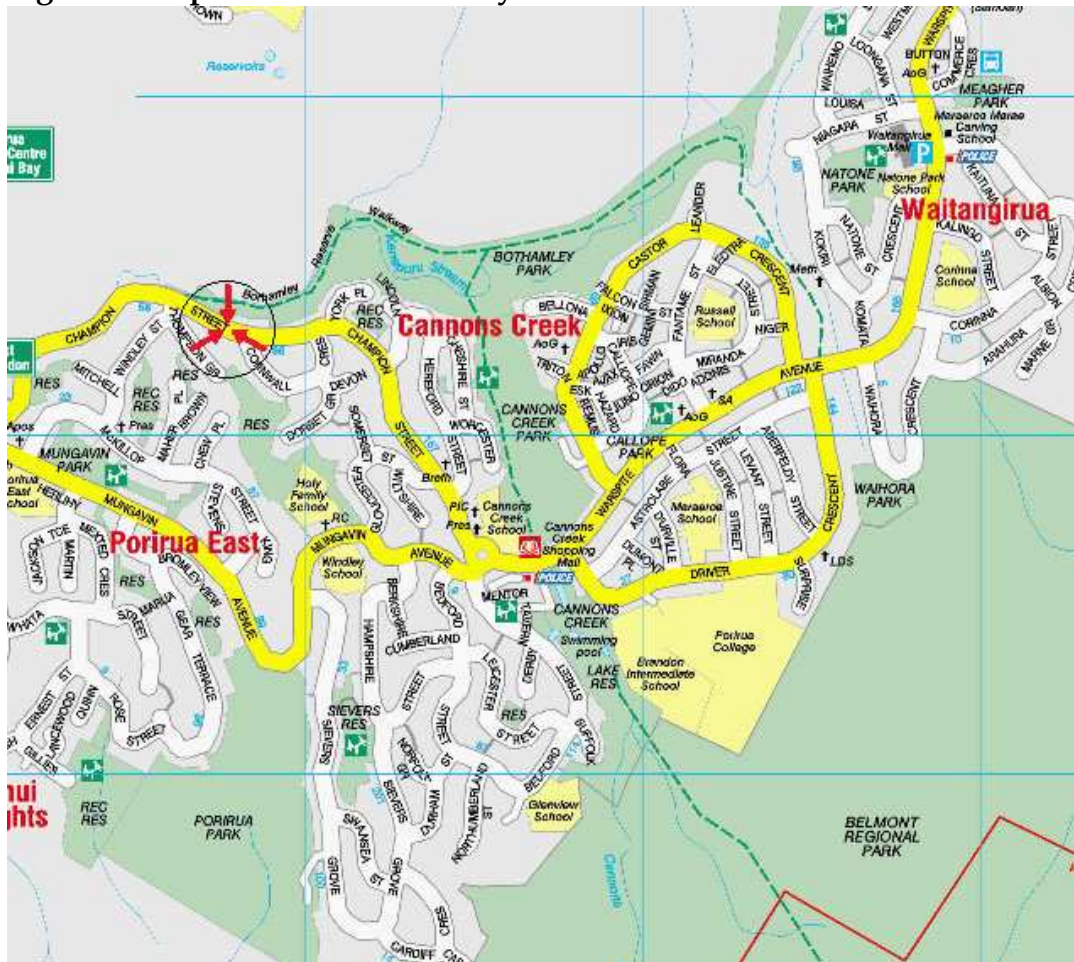
-  Enable our community to have a say in identifying what is really important to us.
-  To get a clear understanding of the communities' priorities in enhancing Eastern Porirua community.
-  To provide Council with a broader community view of priority projects for the 2006-2016 Long Term Council Community Plan (LTCCP).
-  To provide other stakeholders with clear priorities for the development of Eastern Porirua community and environment.

- ✚ To develop and progress the development of a community strategy for Eastern Porirua;

### Community Planning Outcomes:

- ✚ That the community will engage and participate in the community planning process;
- ✚ For clearly identified projects, initiatives and strategies to be put forward and submitted to the LTCCP;
- ✚ To engage other stakeholder groups in identifying projects, initiatives and strategies that will enhance Eastern Porirua community and environment;
- ✚ To mobilise and encourage the community to be part of the progression of the Community strategy;
- ✚ Residents increased understanding of the LTCCP process;
- ✚ Increased opportunity for residents to have a say for perhaps the first time;

Figure 1: Map to the Future Survey area





## **About the Community Participatory Process – Map to the Future**

A consultation process called “community participatory appraisal” was undertaken in the Eastern Porirua community from the 20<sup>th</sup> to 27<sup>th</sup> August 2005. This is a process whereby local partners engage the community in non-directive decision-making and action planning. It’s an approach to learning about communities that places equal value on the knowledge and experience of local people and their capacity to come up with solutions to problems affecting them. In précis this approach consisted of undertaking surveys in the community regarding residents’ perceptions of Eastern Porirua as a place to live, what they like, what they dislike and what improvements they think would enhance their community as a place to live. The first two days of the week were spent in training to prepare community volunteers and HNZA staff to undertake the survey. The next two days (as well as Saturday morning) were spent gathering residents’ opinions and beginning to collate the information that had been gathered. Volunteers and staff went door-to-door, shopping malls, educational institutions, the markets, the local TAB and bar to meet people. Over 20 local volunteers took part.

### **Scope of Survey:**

The geographic area of particular focus is Cannons Creek and Waitangirua although Porirua East, Ascot Park and Ranui Heights are also included. The people we were keen to survey are people who live and/or work in Eastern Porirua, with a particular focus on Cannons Creek and Waitangirua. The scope did not include residents outside Eastern Porirua. Two surveys were completed. The larger survey targeted people who live and work in Eastern Porirua. A smaller children’s survey was done also during this time.

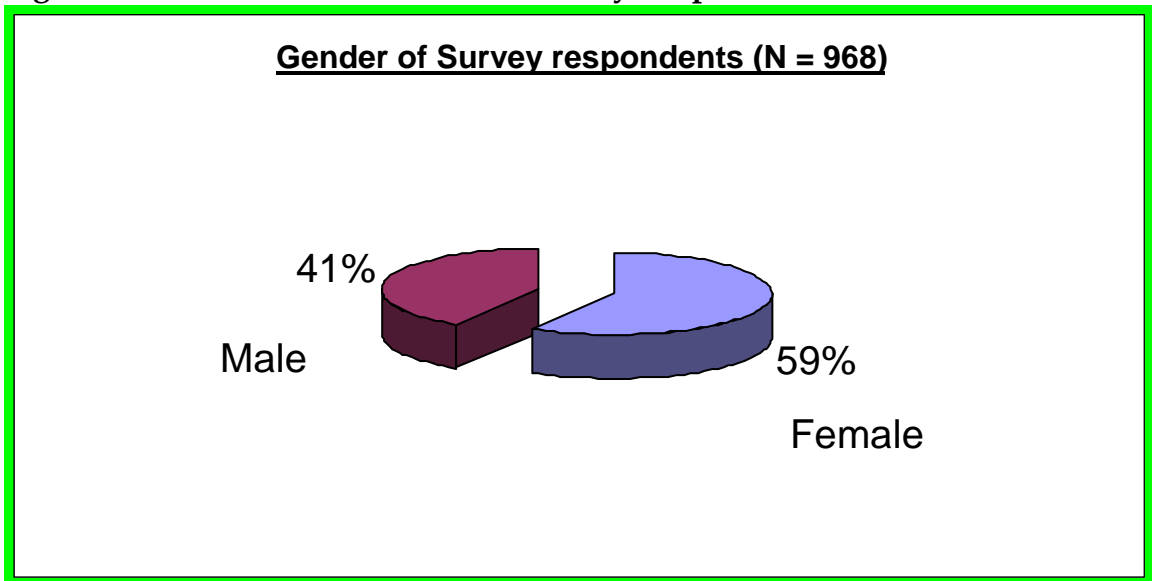
To take account of the young population in Eastern Porirua, the working groups approached Tairangi School, Maraeroa School, Natone Park School, Corrinna School, Brandon Intermediate and Porirua College. The schools incorporated the “what do you like about living in Eastern Porirua”, “what do you dislike about living in Eastern Porirua” and “what would make Eastern Porirua a better place” questions into a school session, either through an oral session or by undertaking the surveys with the children. 152 children participated in these sessions. The children’s survey is reported separately from the larger survey.

### **Survey Results**

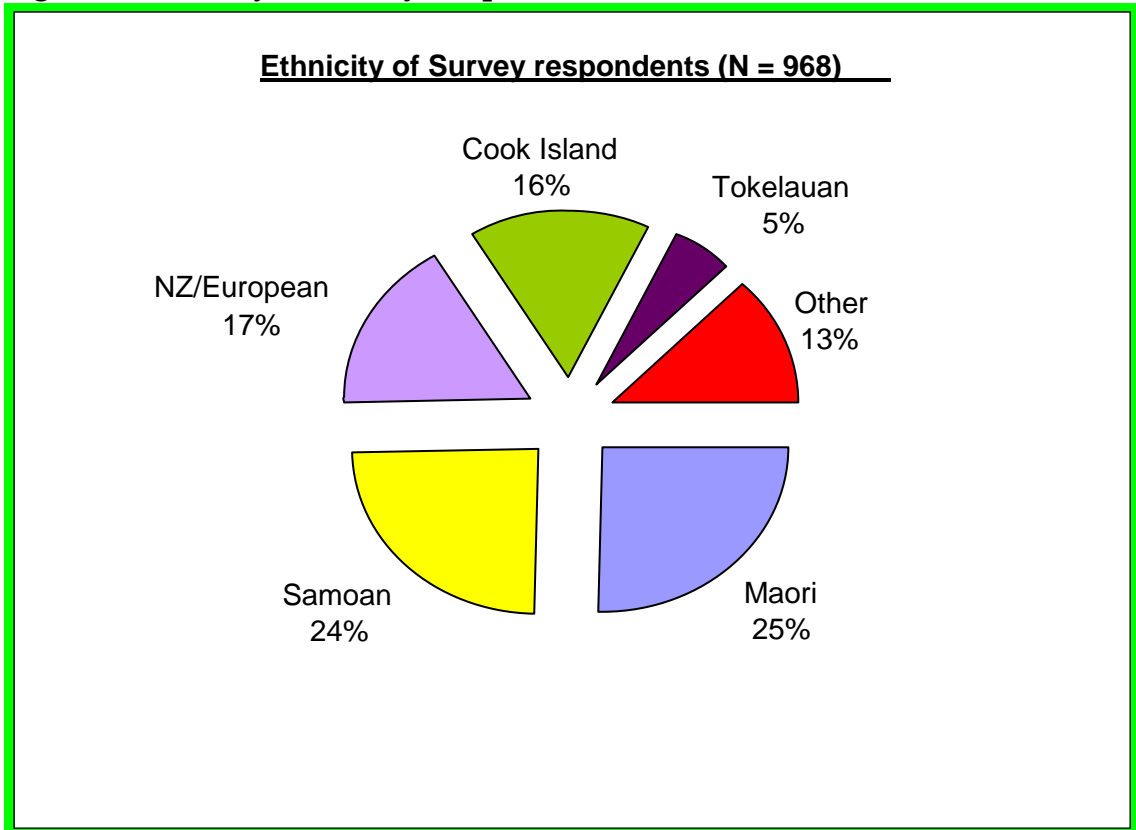
In total 968 surveys were completed over the week in the mapping exercise excluding the children’s survey. This equates to 7.8 percent of the 2001 usually resident Census population in Eastern Porirua excluding under 15 years old.

### **Gender of Survey Respondents**

Figure two shows that the majority of residents surveyed were women. Some 41 percent of survey respondents were men.

**Figure 2: Gender of Eastern Porirua Survey Respondents****Ethnicity of Survey Respondents**

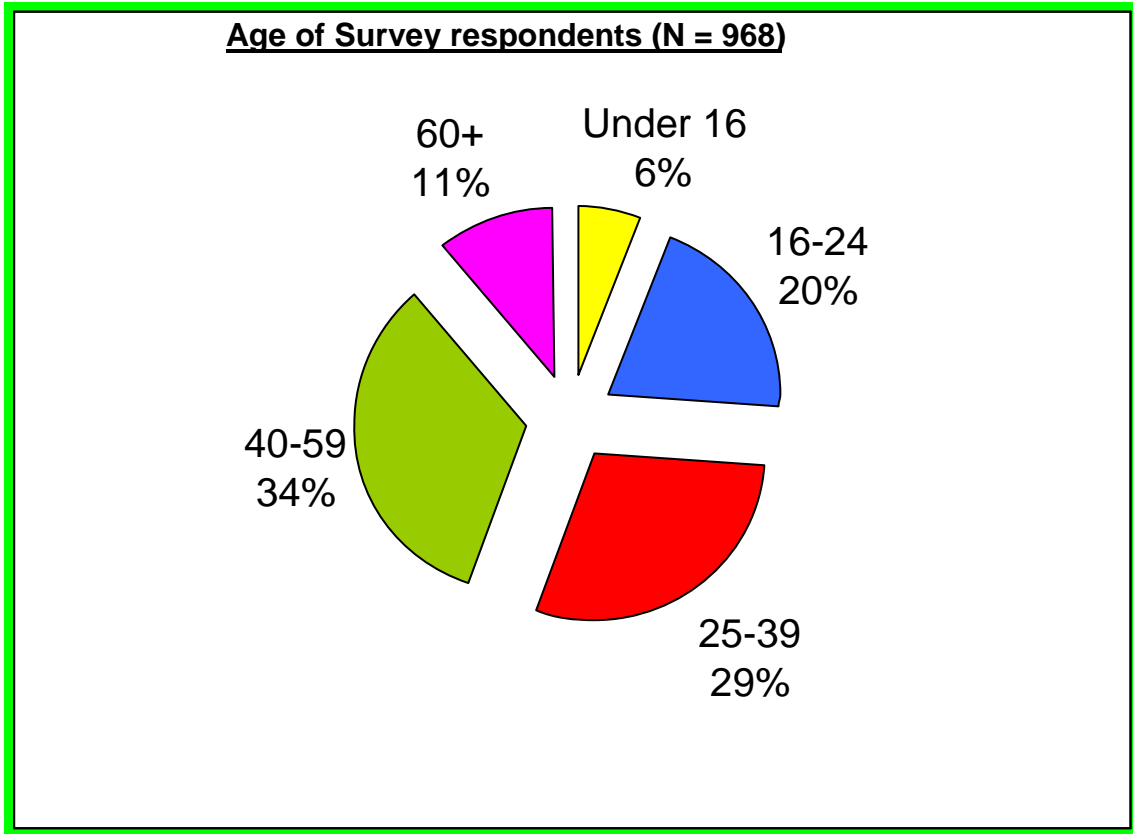
At the time of survey residents were asked to which ethnic group they belonged. Figure 3 shows that Maori made up 25 percent of those surveyed, followed by Samoan at 24 percent and NZ European / European at 17 percent, Cook Island at 16 percent and Tokelauan at 5 percent. Those in the 'other' category made up 13 percent of respondents.

**Figure 3: Ethnicity of Survey Respondents in Eastern Porirua**

### Age of Survey Respondents

Over 80 percent of those surveyed were aged either 16-39 years (49 percent) or 40-59 years (34 percent). Eleven percent is aged over 60 years.

**Figure 4: Age Group of Eastern Porirua Survey Respondents**



### Ethnicity and Age of Respondent

Table one shows further detail around the age group and ethnicity of the survey respondents.

**Table 1: Ethnicity and Age Group of Eastern Porirua Survey Respondents (N=968)**

Ethnicity	Age of Survey Respondent					Total
	<16	16 - 24	25 - 39	40 - 59	60+	
Maori	20	52	74	78	20	<b>244</b>
NZ European	5	17	36	72	25	<b>155</b>
Samoan	12	58	69	67	18	<b>224</b>
Cook Island	12	37	46	37	16	<b>148</b>
Tokelauan	2	14	19	12	8	<b>55</b>
Other	7	24	38	52	21	<b>142</b>
<b>TOTAL</b>	<b>58</b>	<b>200</b>	<b>280</b>	<b>316</b>	<b>108</b>	<b>968</b>

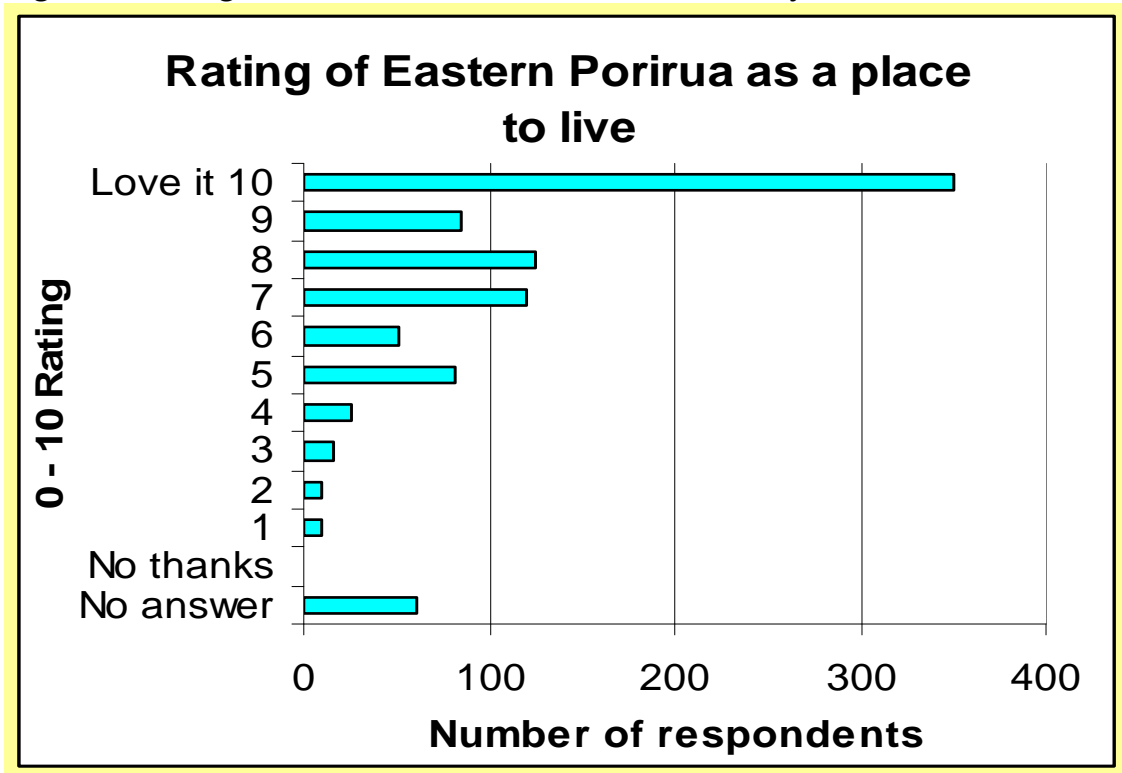


### Rating of Eastern Porirua as a Place to Live

All respondents were asked to rate Eastern Porirua on a scale of 1-10 as a place to live. Choosing 1 signified that the respondent thought of Eastern Porirua as a “no thanks” and 10 signified that the respondent rated Eastern Porirua as “Love It!” The “Love It” category just includes the rating of 10. The ‘no answer’ category was people who did not rate it at all which may indicate that they chose not to answer it or missed it out when filling in their survey forms. Just over 87 percent of respondents give Eastern Porirua a high rating as place to live and of that, 38 per cent rate it a 10 – Love It! This is a very high percentage of people satisfied with living and/or working in Eastern Porirua.



Figure 5: Rating of Eastern Porirua as a Place to Live by Residents



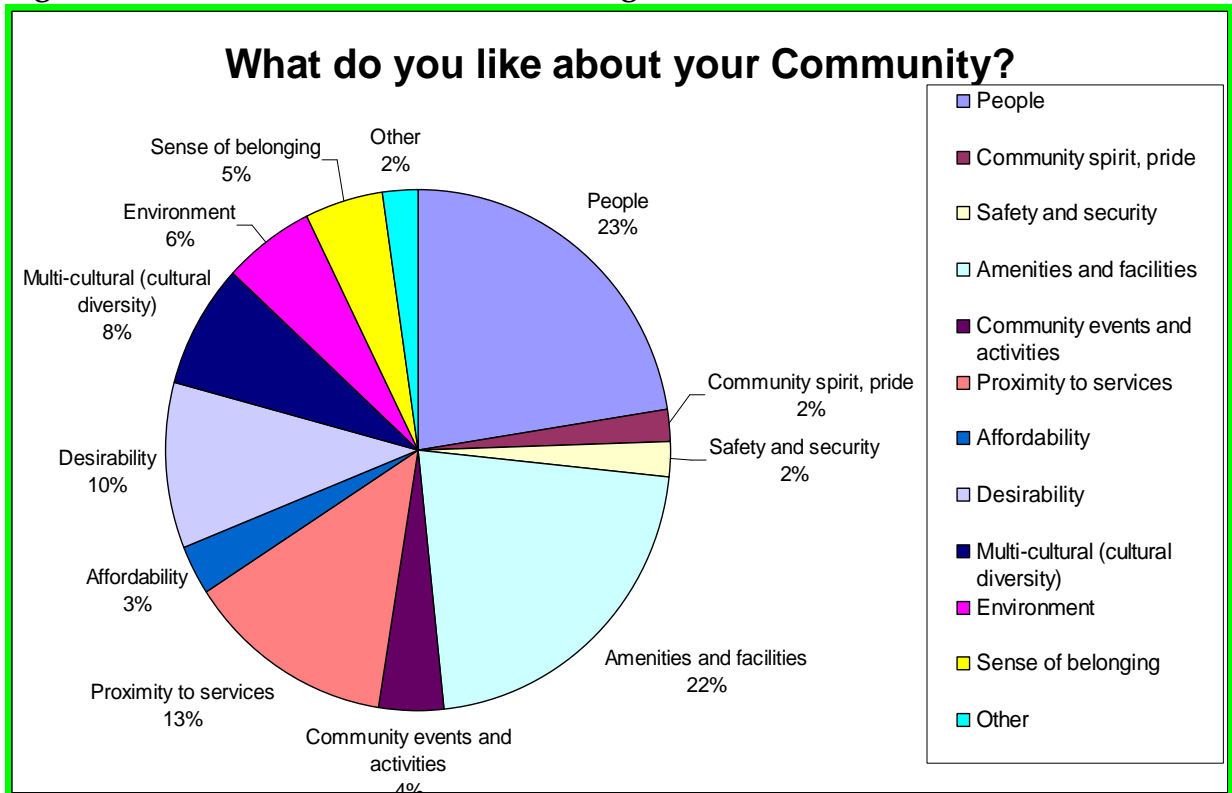
### What Residents Like about Living in Eastern Porirua

Each of the 968 residents surveyed were asked what they liked about living in Eastern Porirua. In total there were 2870 positive “likes” recorded. These comments have been coded into eight categories. The categories are;

- ✚ Affordability
- ✚ Amenities/Facilities
- ✚ Community activities
- ✚ Community spirit
- ✚ Desirability
- ✚ Environment
- ✚ Multi-cultural
- ✚ Other
- ✚ People
- ✚ Proximity to services
- ✚ Safety/security
- ✚ Sense of belonging

There are three categories that emerge strongly. Firstly that of the “**People**” in Eastern Porirua. Closely following people are the **Amenities and Facilities** and the third category is the geographical location of the community and its **Proximity** to services. Within each of these categories a number of themes can be identified.

**Figure 6: What Residents Like about Living in Eastern Porirua**



## People

'People' is the largest of all 'likes' with 645 or almost 23 per cent of the total 'like' responses.



There are three main themes in the people category as well as many very general comments. The themes to emerge are **friendly, helpful and supportive** people, **family connections**, and **the sense of community and networks**. Comments such as **"beautiful, friendly people"** **"everyone knows everyone else here,"** **"feels like a village,"** and **"people take care of each other"** are common and **"people"** is the most common response that features to this question.

## Amenities and Facilities

This category includes such items as shops, services, parks, playgrounds, clubs, pools and community facilities. Within this category four main themes emerge. The main theme is the **shops**. While the local shops are mentioned often, it is the shops down in the CBD and the markets that prove to be the most popular. The **variety of shops** are mentioned and the fact that Porirua **'has it all'** and there is no need to shop elsewhere. Shopping is also rated highly under the **proximity to services** category. The second theme in **Amenities and Facilities** is the **schools**. Many comments include the improvements in the schools and how the schools are part of the community. Schools are followed by **bus services** and **public transport** with 42 and 38 responses respectively.

## Proximity to services

Proximity to services attracted 13.4 percent or 384 responses. Obviously the geographical location of Eastern Porirua is a very important factor particularly for those without access to own transport. The main theme here is the proximity to a variety of shopping facilities. where the **proximity to the shops** rate the highest with 98 responses and is very much a 'like' about Eastern Porirua. Other themes include being close to **schools, all services, and health services**. There are a number of general comments, for example "close to everything", "handy to shops" and "can walk to medical centre". It appears that Eastern Porirua is well served with many services within walking distance or bus trip.



## Desirability

Over ten percent of responses or 295 respondents rate Eastern Porirua as a desirable place to live. The main themes here are that Eastern Porirua is a **"good place to live"**, that they like **"the area and community"** and that they consider Eastern Porirua as being **"quiet and peaceful"** and that it is **"easy to get around"**.

## Multi-culturalism

There were a good number of comments, 225 in total or eight per cent, commenting positively on the diversity of the population of Eastern Porirua. Most of the comments simply state that the diversity and multi-cultural nature of the Eastern Porirua community is an attractive feature of living in the area. Some 28 comments specifically stated that there is a strong positive Pacific presence in Eastern Porirua.



### Environment

Over five percent of responses comment on positive aspects of the environment or 168 comments. There are three main themes. **Improvement in the overall environment** attracts 27 comments with some specific comments (10) about the **HNZC's<sup>1</sup> new developments**. Some respondents contrasted the present positively with years gone by. Some view Eastern Porirua as **clean and tidy** (23 comments) while others maintained that the **green spaces and walkways** are an attractive feature.

### Sense of belonging

While this category is comparatively small, 140 responses or 5 per cent, it is nonetheless significant. Over 140 respondents state clearly that for them Eastern Porirua is “the place they were born and raised” and is “home”. The comments include “lived here a long time,” “easy to settle into,” “know the area like the back of my hand” 12 respondents state that they have lived in Eastern Porirua over 40 years while 11 commented that they have resided for between 20 and 39 years.

### Community activities

Community events and activities rate 4 per cent or 116 comments. The main items include the events (31 responses) that are put on here such as **Creekefest, Polyfest** and **activities for children and families**. **Sports** also feature as a ‘like’ with 24 responses.



### Affordability

Affordability attracts 88 responses which is a total of 3 per cent. The main themes under affordability are **housing** and **food** with 24 responses each. A general theme of “cheap place to live” receives 26 responses.

### Other

The **Other** category contains a wide variety of responses ranging from “Can be your own person,” “nothing” to “PCC Youth Council.” From “not as bad as outsiders say” to “pub is now a church in Cannons Creek.” The Other category attracts 67 responses or 2.3 per cent

### Safety and security

This is a small category of 65 responses or 2.3 per cent. The comments specifically mention how they like how **safe the Cannons Creek shopping centre** is (24 responses) and the **Porirua Community Guardians** (11).



### Community spirit/pride

Another small category of 53 responses or 1.8 percent. Comments such as “proud to live Eastside” and “love how everyone pitches in to help each other” are typical of this category.

---

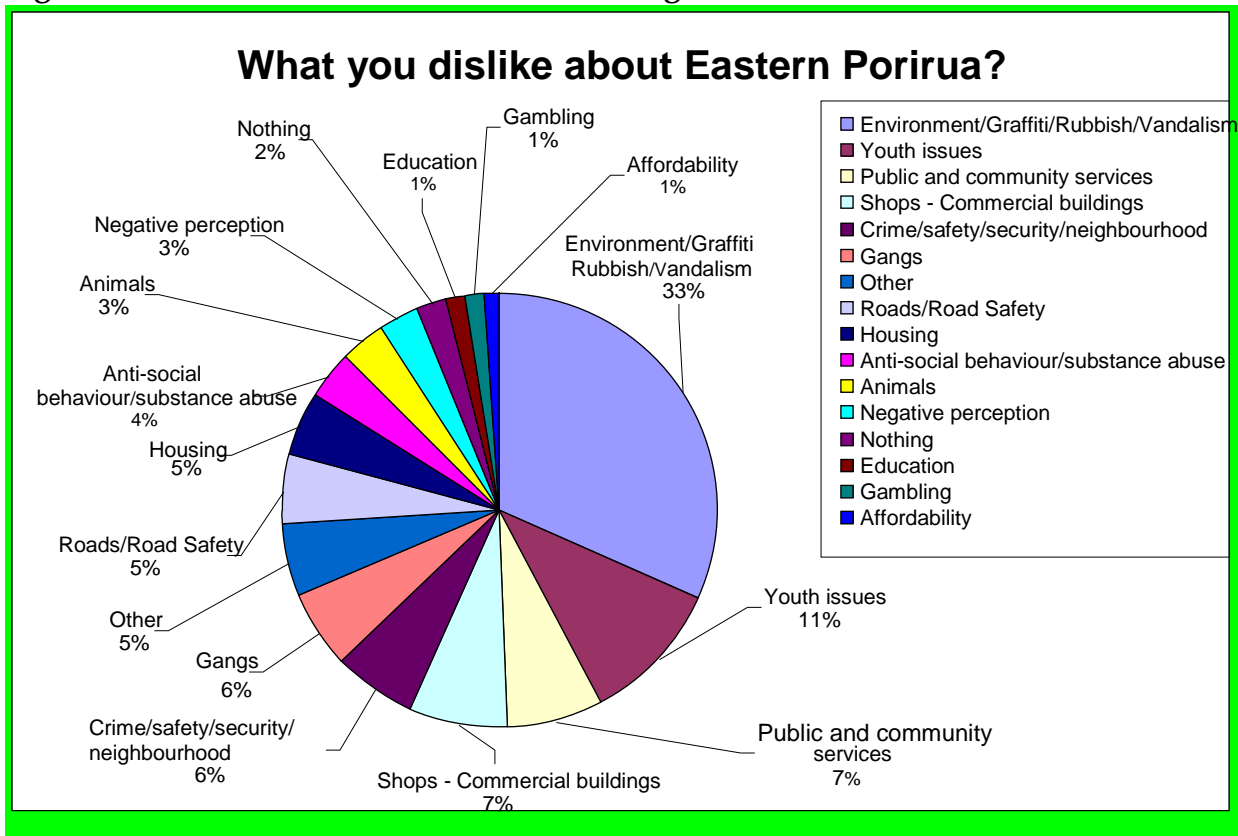
<sup>1</sup> HNZC Housing New Zealand Corporation

### What Residents Dislike About Living in Eastern Porirua

All 968 survey respondents were asked if there was anything they disliked about Eastern Porirua and living in Eastern Porirua. In total some 2560 dislike comments were recorded. Comments have been coded into the following sixteen categories;

- ✚ Environment which includes graffiti, vandalism and rubbish
- ✚ Youth issues
- ✚ Public and community services
- ✚ Shops
- ✚ Crime, safety and security
- ✚ Gangs
- ✚ Other
- ✚ Roads and road safety
- ✚ Housing
- ✚ Anti-social behaviour
- ✚ Animal control
- ✚ Negative perception
- ✚ Nothing
- ✚ Education
- ✚ Gambling
- ✚ Affordability

Figure 7: What Residents Dislike about Living in Eastern Porirua



### Environment, Graffiti, Vandalism and Rubbish

Dislike of the degradation of the environment is the largest single category under “dislikes” making up 33 percent of all comments. Themes to emerge under environment were **graffiti**



being the largest single issue of concern and receives 428 comments. Typical of people’s lack of tolerance of graffiti is reflected in the following comments: “graffiti everywhere!” “play areas like Waihora Cres full of graffiti and is shocking for the public” “Tagging ruins

buildings.” **Rubbish** is also a significant comments such as “People treat Porirua streets” and “no sense of environment, everywhere.” **Vandalism** was also and receives 83 comments. Of particular public facilities such as the phone boxes (7 comments), primary schools and smashed shop windows. Concern for the **Environment** (62 comments) was expressed in the following ways: the **polluted Cannons Creek lakes** (10 comments), **not enough trees**, clean and upgrade the **walkways and drainage**.



issue that attracted 238 like a dump” “messy throwing rubbish and butts included in this category note is the vandalism of

### Youth Issues

Youth issues comes through in a number of categories such as substance abuse, environment and education, however it is such a significant issue that it has its own category. Over 271 comments or 11 percent are about young people, their and issues they have. Of most concern are **young people on the streets at night** (111) comments and another 15 are made about **very young children out at night**. **Young drinking and smoking on the streets** attracts another 24 Some identify the fact that **youth have nothing to do** (31 and many make the link between young people out at night and the level of graffiti and vandalism in Eastern Porirua (see improvements). Many are concerned about young people “getting up to mischief” and some worry about the lack of opportunities for young people.



behaviour being out comments people comments comments)

### Public and community services

This category includes services such as community facilities, parks, parking, playgrounds, police, Porirua City Council services, public toilets and public transport. 190 comments are recorded which translates to seven percent of the total ‘dislikes.’

The comments about **Porirua City Council** (48 comments) are coded only when PCC was mentioned specifically. The issue of concern which attracted the highest number of comments is that “the rates are too high” (15 comments) Other comments include “Council not supporting our small villages adequately” “PCC react too slow to resident issues” or Cannons Creek library needs new books and updating.” The **Police** attract 24 comments and the two themes are that the **police presence is considered inadequate**, and their **response to emergencies** is considered too slow. **Parks and Playgrounds** are viewed as insufficient in number and considered to be unsafe (21 comments) Other issues are **Public Toilets** (15 comments) considered to be unhygienic and inadequate, that **Community facilities** are insufficient or inadequate (15 comments).





**Parking** (13 comments) is insufficient around the shopping centres of Cannons Creek and Mungavin shops and getting in and out is sometimes “downright hairy.”

### Shops and Commercial buildings

The shops and commercial buildings attract 186 comments or 7 percent of the total dislikes.



The comments are distinctly varied with a few exceptions. The **Waitangirua Mall** is the single largest theme in this category and receives 70 comments. Concern is raised that the Mall is unkempt, rundown, dirty, graffiti ridden and ugly. Safety is a concern with glass, rubbish and burnt out cars around the exterior of the mall. Others respondents mourn the loss of the previous shops and services in the mall. One commented that “the mall owner thinks that ownership is exclusive. Listen to da

community!” Other themes about the shops tend to be about how **ugly and scruffy** the shops are (Cannons Creek); the **roller doors**, too many of the **same shops**, not enough particular shops, **no café**, no **supermarkets**, too many places to **buy alcohol**, too many **clothing trucks**, **empty** shops and shop keepers not doing their part to keep it clean. And there’s always complaints about the **produce** “no more stale pies,” “

### Crime, Neighbourhood, Safety and Security

This category receives 153 comments or 6 percent. Themes to emerge are crime, burglary, tinny houses, and a perception of being unsafe. There are a lot of general comments around the level of crime but not mentioning specific types (27 comments). There are a number of comments about **dark alleyways** that attracted crime, a **fear of walking around at night** and **noise** from nearby neighbours (fighting or loud parties).

### Gangs

Gangs feature as a category of their own. The comments were coded only when Gangs or specific names of gangs were mentioned. 153 comments ere recorded or 6 percent of the total dislikes. “**Gangs**” attracts 78 general comments, while the **Mongrel Mob** receives 25 specific references. The themes to emerge are the fear of gang intimidation, the recruitment of young people, their negative impact on the community and certain behaviours. Comments such as “**Ongoing gang prospecting**” and “**patches at public event (gang influence)**” are typical.

### Roads and Road safety

Roads and Road safety receives 134 comments or five percent. The issues identified here are “**speeding vehicles** (78 comments) including “boy racers”. Specific mention is made of speeding cars in streets such as Castor, Fantame, Westmeath, Waihemo, Kokiri, Driver, Waihora, Corrinna, Hampshire, Mungavin, Warspite, Arahura, Penguin, Bedford and Awatea Sts. Road safety issues are highlighted such as a **lack of pedestrian crossings**, **traffic density**, and **road safety for children**. A need for road upgrades is also mentioned.

### Housing

Comments about housing totalled five percent of all “dislikes” and 117 comments are received. The main theme is that there are **too many HNZC units**, that they are **ugly** and should be **demolished** (18 comments). The next largest theme is a general comment that the **housing is in a poor state** and the negative impact this has on the area. **A lack of pride** is mentioned as is the desire for more single story, better designed homes that weren’t **cold and damp**. Other

comments include a lack of **parking**, too large **backyards**, lack of **fencing** and the number of **car wrecks** around the place.

### Anti-social behaviour and substance abuse

In total there are 97 “dislikes” or four percent around the anti-social behaviour and substance abuse theme. Most are very general and include the **lack of respect, rudeness** to others, **spitting** and **untidiness**. There are 55 comments about substance abuse and again the comments are quite general. Some comments are about young people getting **access to drugs and alcohol** and a concern about **drug dealers and alcohol**.

### Animal control

Most of the comments about animals, of which there were 82 (three percent), are about **dogs wandering loose**, on to people’s properties, getting into **rubbish bins** and **neglected** by their owners. Other comments are about feral cats, seagulls and wish that animal control could be more visible.

### Negative perception

This theme is mostly about the negative perception of ‘outsiders’ or people who don’t live in Eastern Porirua. There are 78 comments or 3 percent of the total ‘dislikes’. Comments such as “people outside putting their values on the place” or “stigma on the news about Porirua” are typical. Other comments are a reflection of the respondent’s feelings about the Eastern Porirua such as “Visible poorness about the area” or “it takes its toll on a person”.

### Nothing

Fairly self-explanatory however for the record there were 63 people who when asked the question “What do you dislike about Eastern Porirua?” answered “**nothing**.”

### Education

Approximately one percent or 34 respondents comment that they disliked some aspect of education. 17 respondents commented that they disliked seeing young people out of school being **truants**. Other comments included “**school kids fighting and behaving badly**” “schools aren’t involved in the community” or “not enough educational facilities, NZQA”

### Gambling

32 respondents are concerned enough about gambling to comment on it. The main issue appears to be the **impact of the pokies on people with low incomes**. Although not always....”have trouble with housie addicts, they take two car parks.”

### Affordability

This category makes up one per cent of the total number of dislikes which is 31 respondents. The main issue was poverty (nine comments) and how expensive **housing** is for low income families (six comments). Other comments included price of **PCC rubbish bags, after-hours doctors, petrol, student loans, public transport, aquatic centre and drivers’ licenses**.

### Other

The other category (total of 138 or five percent) reflects disparate views that do not fit into the specified categories. Other also combines all those themes which received less than 30 comments per theme. They are:

**Pubs** (27 comments). Comments include “get rid of them,” “has long term implications on families and youth;”

**Health** (17 comments) Themes include lack of access to get health advice and treatment, cost of health care and not enough doctors and nurses;

**Employment** (17 comments) The main issue in this category is a concern that “people hanging around not working”, “not enough jobs over \$10 per hour” and “not enough jobs for young people”

**Racial issues** (16 comments) Some comments reflecting attitudes to multiculturalism;

**Community activities** (13 comments) Most comments are concerned about the lack of activities in Eastern Porirua, “not enough events like Creekfest;”

**Parenting** (7 comments) Most comments are concerned about the lack of parenting ability of some people;

**Cultural issues** (2 comments) Concerned with the breakdown of Pacific Island family structure;

**Lifestyle** (2 comments) Respondents’ commenting about some people’s lifestyle choices

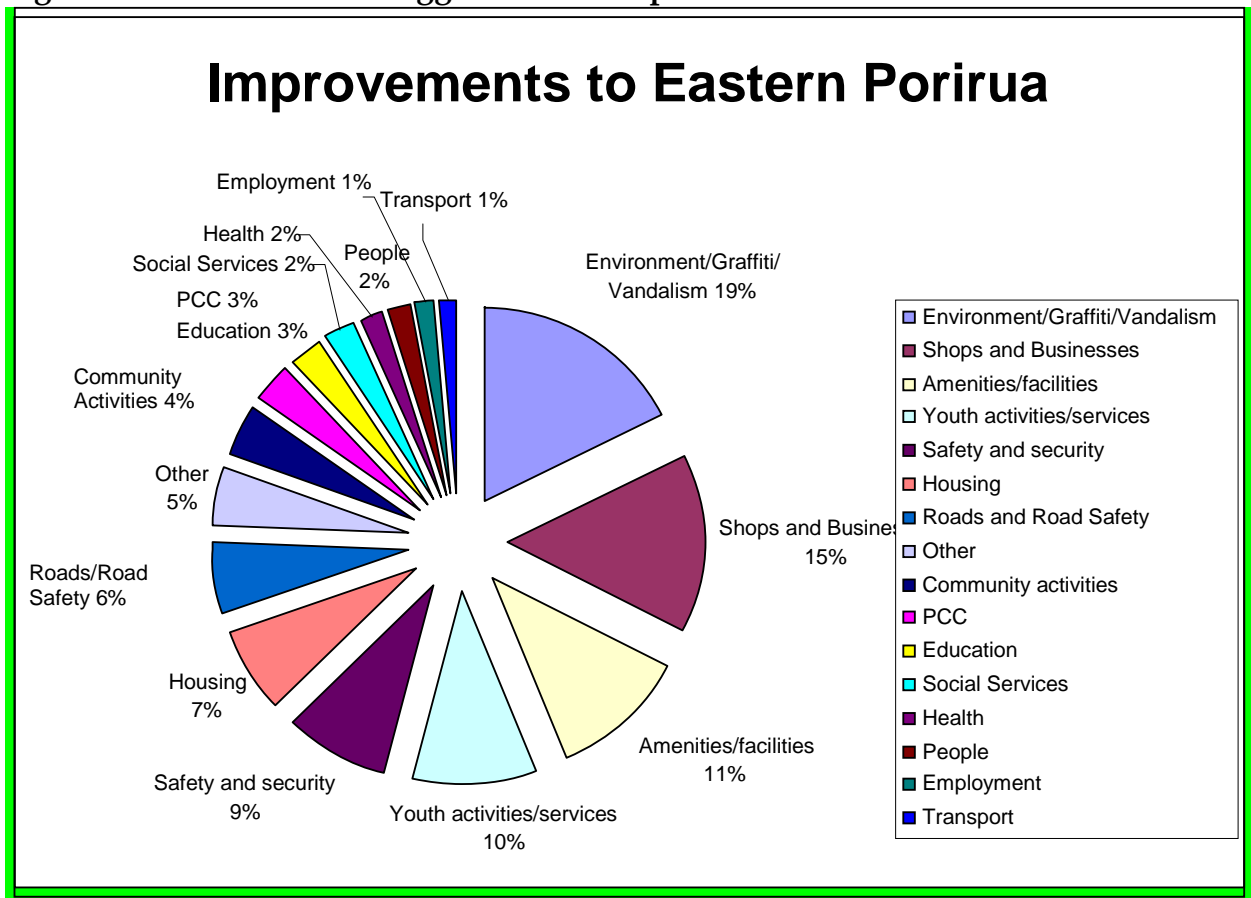
**Other** (37 comments) Varies from the “**weather**” to “**I don’t know.**” From “**not taking responsibility**” to “**too many changes**”

## What Residents Suggested to Improve Eastern Porirua as a Place to Live

After respondents’ likes and dislikes about living in Eastern Porirua were collected, they were asked what they thought would improve their community as a place to live. In total 2,460 comments regarding improvements were captured. These comments have been categorised according to the main themes that arose. Figure 9 shows the categories of suggested improvements as a percentage of the total number of suggested improvements. Obviously some of the categories here correspond with those in the “dislikes” section. The sixteen categories are:

- ✚ Environment/Graffiti/Vandalism
- ✚ Shops and businesses
- ✚ Amenities and facilities
- ✚ Youth activities and services
- ✚ Safety and security
- ✚ Housing
- ✚ Roads and road safety
- ✚ Community activities and entertainment
- ✚ Other
- ✚ PCC services
- ✚ Health
- ✚ People
- ✚ Education
- ✚ Social services
- ✚ Transport
- ✚ Employment

**Figure 9: What Residents Suggest Would Improve Eastern Porirua**



### Environment, Graffiti and Vandalism

Suggested improvements around cleaning up the environment and eradicating graffiti is the largest category with 19 percent of all suggested improvement (440 comments). Six main themes emerge:

- ✚ Eradicating graffiti from buildings, shops, schools, fences, public and private property and develop creative and preventative initiatives to reduce graffiti and make taggers accountable (133 comments).
- ✚ Cleaning up the streets/area (72 comments);
- ✚ Clean up the parks and make them safer (40 comments);
- ✚ Clean up the rubbish (33 comments)
- ✚ Plant more trees (natives) (17 comments)
- ✚ Clean up the Cannons creek lakes (13 comments)

There are many other comments such as “more walking tracks” “stop people illegally dumping” “community clean up days,” “more gardens and flowerbeds,” “more rubbish bins” and “clean up the alleyways.”

### Shops and businesses

This category consists of 360 comments and 15 percent. The main theme to emerge is the desire to **upgrade/clean up and revitalise the Waitangirua Mall** with 71 comments.

Obviously this theme is popular as close behind is the **upgrade/clean up of the Cannons Creek shops** (47 comments) and an upgrade of **all the shopping areas** (31 comments). Other significant themes are around wanting **more variety** of shops (29 comments), and the desire for a café or restaurant, somewhere to sit and have lunch (18 comments). At present, there is no dining in/eating place in Eastern Porirua except takeaways. Other comments include wanting a market, supermarket, banking facilities, a post office, and fast food facilities.

### Amenities and facilities

This category attracts 281 comments or 11 percent of the total number of improvements. Four key themes and a lot of general comments. The four themes to emerge are:

- ✚ to create, upgrade and improve parks playgrounds (93 comments)
- ✚ a multi-purpose cultural and performing arts and music centre for Eastern Porirua (19 comments)
- ✚ a recreation, sports facility, gym (19 comments);
- ✚ swimming pool facilities upgraded and expanded (19 comments).

Other suggestions include a skate park (14 comments); the mall to be used for events and activities (14 comments) and upgrade the basketball courts (13 comments). There are also comments about more and cleaner public toilets, upgrading sports parks, a better library space which is open for longer and more drink fountains.

### Youth activities and services

Youth issues featured strongly in the 'dislikes' question. It was identified that one of the biggest issues is young people out on the street at night. Correspondingly youth feature strongly in the suggested improvements. 244 suggestions are made about youth activities and services which make up 10 percent of the total improvements. Rather than take a punitive approach, most suggestions concern themselves with giving young people something to do and somewhere to go.



**Activities for young people** attracts 109 comments while 42 respondents commented that a **drop-in/youth café** is needed. Other comments are made such as "getting the kids off the streets at night" (11 comments) and "curfew on young people (nine comments), the need for **mentors** for young people (eight comments).

### Safety and Security

This category took eight percent of the total number of improvements and attracted 212 comments. The themes to emerge were around improving people's sense of security by providing the presence of Guardians and/or security patrols particularly around the shops and schools (53 comments). The second major theme is to **improve the street lighting** as many comments concluded that the current street lighting provisions are deficient (40 comments). The third major theme is the need for **more police presence** in the area (35 comments). Other themes include lights in alleyways (15 comments), a general theme of "safer communities" (13 comments) and CCTV at the shops (11 comments).

### Housing

Suggested improvements in housing took seven percent of the total number of improvements with 177 respondents. The largest theme tends to be a general one of **“better/upgraded housing”** with 36 comments. A more specific theme centres on the need for **HNZC to improve and upgrade** their houses and units (28 comments). **“More fences around houses”** attracts 15 comments while **“build new houses”** receives 12 comments.

### Roads and Road safety

There are 147 comments in this category or six percent. The main themes are **“slowing down traffic in residential areas/get rid of boy racers”** (31 comments), **“improving the roads”** (18 comments) and **increase the number of pedestrian crossings** (11 comments). Other comments include **“improve traffic flows,”** and **“increase and improve road signs.”**

### Other

The other category (total of 122 or five percent) reflects disparate views that did not fit into the specified categories. Other also combines all those themes which received less than 30 comments per theme. They are:

- ✚ **Affordability** (15 comments). Comments include “cheaper rent” “more free services for youth and low income.”
- ✚ **Parenting** (15 comments) Themes include “parents to take more responsibility with kids” and “families to educate and supervise their children.”
- ✚ **Perception** (14 comments) The main issue identified in this category is a concern about how outsiders view eastern Porirua “improve the negative perception.”
- ✚ **Community pride/spirit** (8 comments) Some respondents felt keen for the community to take more pride in itself.
- ✚ **Other** (70 comments) The most popular theme in this category is **“nothing”** (21 comments). Other suggestions include “more planning for more future building sites,” “coffee vouchers for parents,” “quite happy” “don’t know” “give all patch members suits” “more women than men”, “increase the population” and “Kapi-Mana needs more community information and stories.”

### Community activities and entertainment

104 respondents or four percent commented about the need for more activities in Eastern Porirua. The main theme identified in this category is the wish for **more community activities** in the East such as **Creekefest** and the **Map to the Future launch** (39 comments). The next key theme is the need for **more family activities and entertainment** (16 comments) although no specifics are mentioned. Nine respondents want **more activities for the elderly** while six comment that they want **more musical activities**.



### Education

The main theme identified in this category of a total of 65 comments or three percent is the expressed wish for more youth and adult education programmes (12 comments). Other themes are to **“raise the standard of schools and colleges”** and **“upgrade and tidy the schools.”**

### Porirua City Council

This category receives 56 comments or three percent of the total number of improvements. The key theme is **“better dog control”** with 20 comments made. The next two themes are



“keeping rates and affordable levels” (6 comments) and “PCC to make a commitment to the East” (6 comments).

### **Health**

The category receives two percent of the total improvements and 52 comments. The main issue highlighted for improvement is the “**need for more doctors and nurses**” (10 comments) These comments tend to be followed by a statement how the respondents found it difficult to get an appointment and knew their medical service was overloaded. Four respondents state that they want “**better access to health services.**” The next theme is for “**free health services**” (six comments).

### **Social Services**

This category combines comments about how to improve the social services (43 comments) and how to respond to substance abuse (15 comments). The identified single issue is to provide **more parenting programmes** (13 comments). The other comments are more general in nature although “**less teen drinking and smoking**” receives four comments).

### **Transport**

Transport receives 34 comments. The main issue here is more bus services particularly on the **weekends** (nine comments) and **more, safer and attractive bus shelters** (nine comments).

### **Employment**

Employment also receives 34 comments or one percent of the total number of improvements. The main suggestions here are “**more local jobs**” (12 comments) and “**more employment for youth**” (eight comments).

## Summary of themes

In previous pages, categories have been discussed and issues identified. While it is necessary to analyse the responses and group them by categories, it is also useful important to highlight some themes that may be overlooked by using percentages and pie charts.

The main themes to emerge from the survey (excluding all the general comments), and based on the number of comments received are;

### Likes about Eastern Porirua

- ✚ **People are kind, friendly, helpful and supportive** (from the “People” category). This receives 383 comments.
- ✚ **Multi-cultural** (from the “Multi-cultural/Cultural diversity category) While Multi-cultural did not form a large percentage overall (eight percent), it is the second largest single response and receives 188 comments.
- ✚ **Shops** (from the “Amenities and Facilities” category). Shops receive 117 comments.
- ✚ **Proximity to shops** (from the “Proximity category”) This receives 98 comments.
- ✚ **Sense of community networks** (from the ‘People’ category) This receives 90 comments.

### Dislikes about Eastern Porirua

- ✚ **Graffiti** (from the “Environment/Graffiti/Vandalism” category) Graffiti receives 324 comments and is the largest single response.
- ✚ **Youth out on the streets at night** (from the “Youth issues” category) This receives 111 comments.
- ✚ **Rubbish** (from the “Environment/Graffiti/Vandalism”) Rubbish receives 82 comments.

### Improvements Suggested for Eastern Porirua

- ✚ **Activities and services for Youth** (from the “Youth” category) This receives 109 comments and is the largest single response in the improvements section of the survey.
- ✚ **Clean up the Graffiti** (from the “Environment/Graffiti/Vandalism” category). This receives 85 comments.
- ✚ **Clean up the Streets** (from the “Environment/Graffiti/Vandalism” category) This receives 72 comments.
- ✚ **Upgrade of the Waitangirua Mall** (from the “Shops and Businesses” category). This receives 71 comments.

## Map to the Future prioritisation process – Community Day

### Purpose:

- ✚ To feed back to the community the results of the community mapping process;
- ✚ To prioritise the projects and initiatives identified in the community mapping process;
- ✚ To prioritise projects/initiatives to be submitted into the LTCCP 2006-2016.
- ✚ To begin the process of developing a village strategy for Eastern Porirua;
- ✚ Opportunity to ‘paint your village’
- ✚ To provide the information in a fun creative and meaningful way.

### Outcomes

- ✚ That many members of the community will join us in identifying the priorities from the community mapping process and other consultations;
- ✚ That projects will be clearly identified at the community day to be submitted into the LTCCP and other stakeholder groups;
- ✚ That the community will believe that they have participated and contributed to the identification of the priorities for Eastern Porirua;



The Community Day was held on Saturday 8 October at the Waitangirua Mall car park. In a similar vein to the launch, a BBQ was held with music and activities for the children. Preliminary results of the survey were charted and displayed for people to view and comment on.



Each person was give three yellow round stickers and invited to vote for the top five issues identified in the survey. They could vote for one issue or use their stickers to vote for up to three issues. The top five are:

- ✚ Graffiti and Vandalism;
- ✚ Environment and Rubbish;
- ✚ Youth issues and services
- ✚ Shops and Business
- ✚ Parks and Community services;

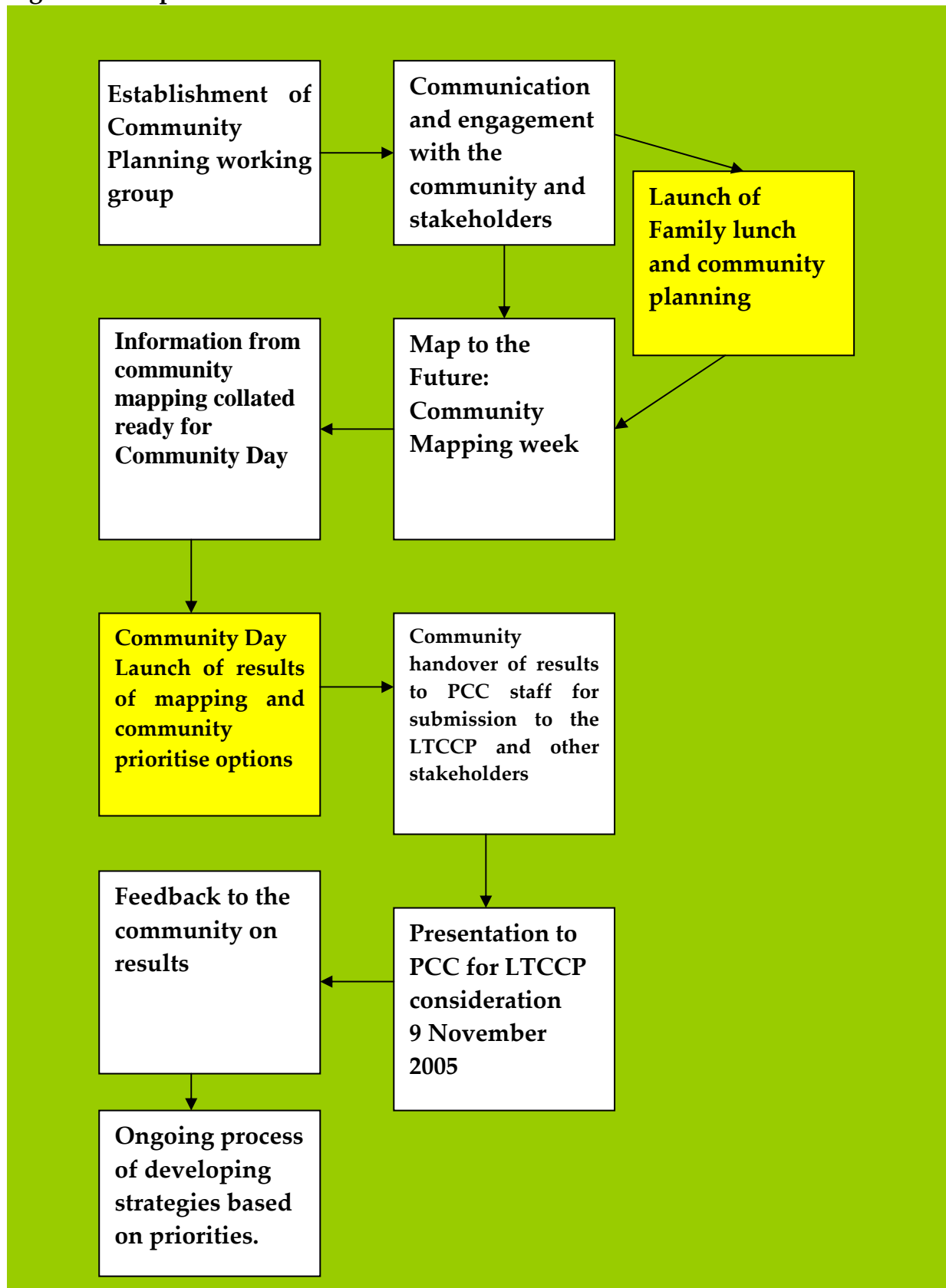
**Figure 10: Table of issues, corresponding votes and comments**

<b>Issue</b>	<b>No. of votes</b>	<b>Representative comments</b>
<b>Graffiti and Vandalism</b>	90	Encourage the City to take Graffiti seriously to look deeper into the causes!
<b>Environment and Rubbish</b>	83	Our community looks good when there is no rubbish around
<b>Youth issues and services</b>	73	I would like to see something for the youth to do to keep them out of trouble & off the streets, keep the youth occupied with something they will enjoy will keep the crime rate down.
<b>Parks and Community Services</b>	63	We need to keep parks and community facilities alive to be more creative
<b>Shops and Businesses</b>	44	Buildings need to be maintained to a higher quality to attract more businesses into area. Also better planning where buildings are constructed to maximise space and stop buildings being abandoned ready for Graffiti and vandalism. Use these abandoned buildings for Community initiatives i.e.; programmes for youth, art, music, sport, cultural etc.

**Summary**

The prioritisation process reaffirms the survey's findings. Graffiti and Vandalism was voted the most significant issue that needed improvement and consider being the number 1 priority with 90 votes. The second issue was environment degradation such as rubbish which attracts 83 votes. Youth issues and services is also important with 73 votes.

Figure 11: Map to the Future Flow chart



# Map to the Future Children and Young People's Survey

Corrinna School  
Brandon Intermediate  
Maraeroa School  
Natone Park School  
Porirua College  
Tairangi School

Prepared by Rosie Gallen  
16 November 2005



## Acknowledgements

The stakeholder groups being Eastern Porirua Residents and Ratepayers, Cannons Creek Opportunity Centre, Maraeroa Marae, Porirua City Council and Housing New Zealand's Community Renewal Team acknowledge with gratitude all those who supported, took part and worked to complete the survey. We appreciate the time taken by the school children to answer the questions of the survey. We acknowledge the work of the teachers from Corrinna, Maraeroa, Natone Park and Tairangi Schools, Brandon Intermediate and Porirua College and Sandy Savage from Partners Porirua who helped to make it happen.

### Working group representatives:

Eastern Porirua Residents and Ratepayers Assn, Cannons Creek Opportunity Centre, Maraeroa Marae, Porirua City Council, Housing New Zealand Corporation Community Renewal Team.

## Introduction

As part of the Long Term Council Community Plan 04, the Porirua City Council agreed to facilitate the development of village strategies in the various suburban centres of Porirua City. Cannons Creek and Waitangirua were deemed to be "overdue" and had resident and community groups keen to participate in determining the process of community planning and undertaking the consultation effort.

### Purpose of Community Planning – Map to the Future '05:

- ✚ Enable our community to have a say in identifying what is really important to us.
- ✚ To get a clear understanding of the communities' priorities in enhancing Eastern Porirua community.
- ✚ To provide Council with a broader community view of priority projects for the 2006-2016 Long Term Council Community Plan (LTCCP).
- ✚ To provide other stakeholders with clear priorities for the development of Eastern Porirua community and environment.
- ✚ To develop and progress the development of a community strategy for Eastern Porirua;

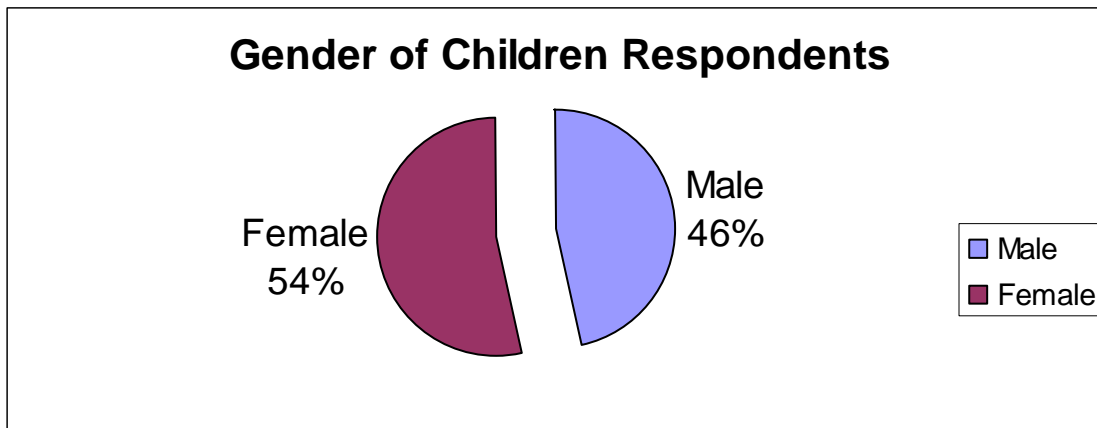
### Community Planning Outcomes:

- ✚ That the community will engage and participate in the community planning process;
- ✚ For clearly identified projects, initiatives and strategies to be put forward and submitted to the LTCCP;
- ✚ To engage other stakeholder groups in identifying projects, initiatives and strategies that will enhance Eastern Porirua community and environment;
- ✚ To mobilise and encourage the community to be part of the progression of the Community strategy;
- ✚ Residents increased understanding of the LTCCP process;
- ✚ Increased opportunity for residents to have a say for perhaps the first time;

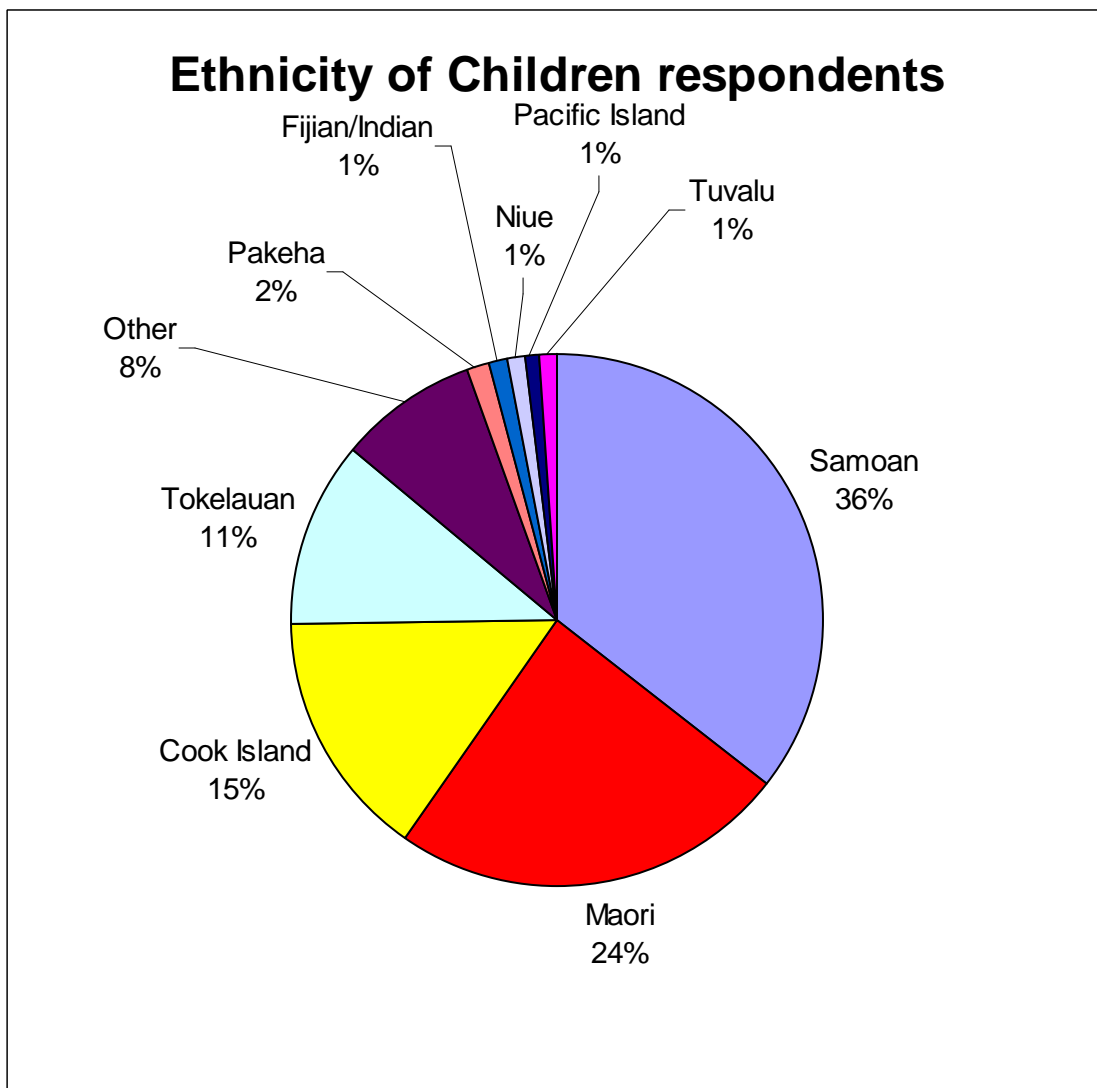
As part of this survey process the team wanted to ensure that the voices of the children of Eastern Porirua were heard. Corrinna, Maraeroa, Natone Park and Tairangi Schools,

Brandon Intermediate and Porirua College all kindly agreed to undertake the survey questions with the children. The schools incorporated the “what do you like about living in Eastern Porirua”, “what do you dislike about living in Eastern Porirua” and “what would make Eastern Porirua a better place” questions into a school session, either through an oral session or by undertaking the surveys with the children. 152 children participated in these sessions.

**Figure 1: Gender of children respondents to the survey**



**Figure 2: Ethnicity of children respondents to the survey**

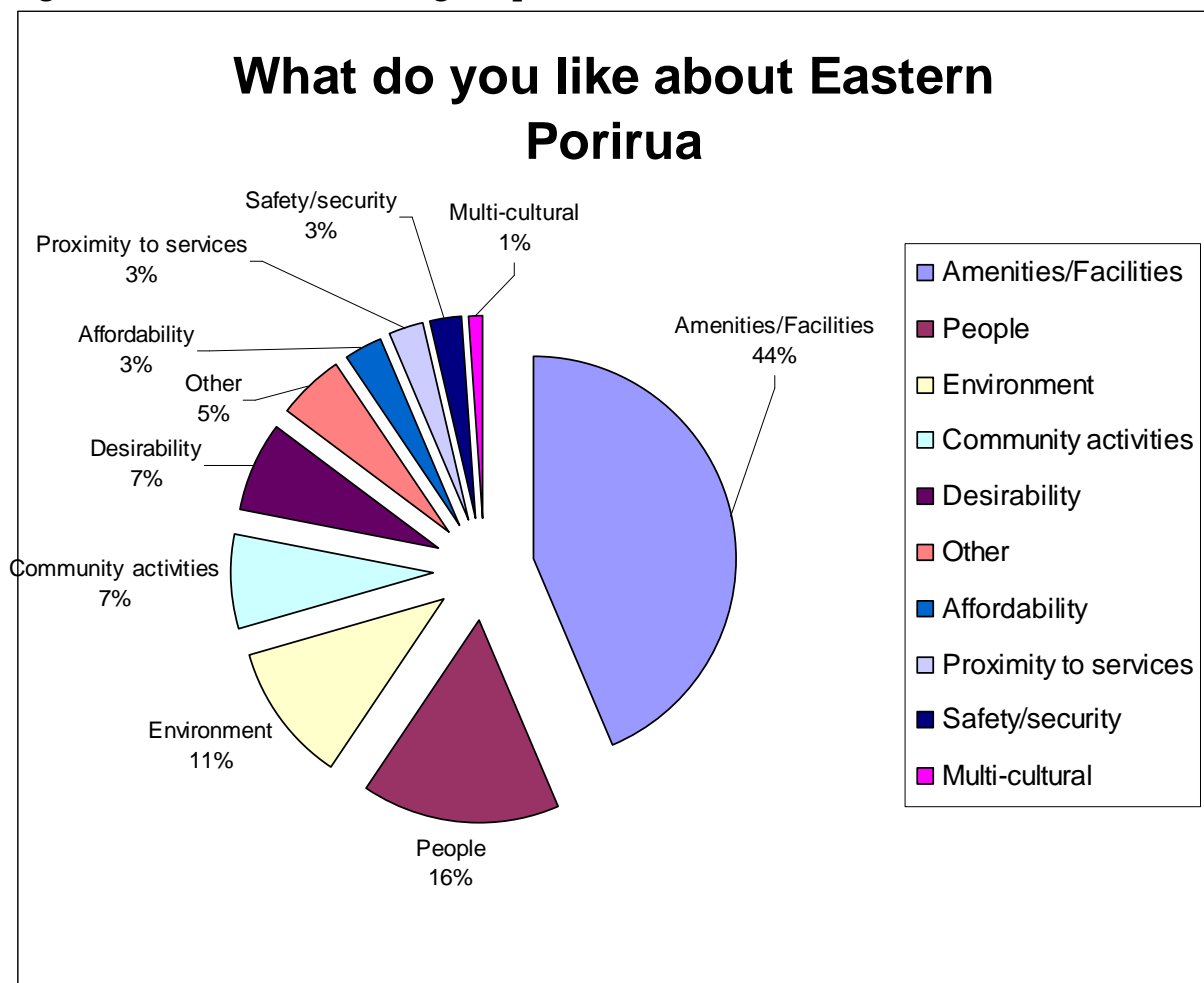


## Eastern Porirua Children and Young People's Likes

The children and young people in six schools were asked what they liked about living in Eastern Porirua. In total there were 721 comments recorded. The comments have been organised into categories, including:

- ✚ Amenities and Facilities
- ✚ People
- ✚ Environment
- ✚ Community activities
- ✚ Desirability
- ✚ Other
- ✚ Affordability
- ✚ Safety and security
- ✚ Multi-cultural

**Figure 3: Children and Young People's Likes**



### Amenities and Facilities

Five themes came through in this category which receives 44% of the total number of responses or 315. The most theme that attracted the most favourable comments are the schools (65 comments) followed by the shops and markets (60 comments). There were a lot of quite general comments, for example "I like the shops."

The third theme is the Cannons Creek swimming pool (34 comments). The children indicated that they liked the playgrounds (26 comments) and food or shops that sold food (17 comments).

### **People**

Comments about the people in Eastern Porirua made up 16 percent of all the “like” comments or 113. There were comments about people being friendly, kind, and helping each other (55 comments). Other themes include friends (20), family (14) and good neighbours (8).

### **Environment**

This category includes all the physical things that made up the children’s environment and receives 81 comments or 11 percent. Children indicated they liked big houses (10 comments). There are nine comments about trees and six comments about how nice the views are. Other themes include “art on the bus stop” “wide open spaces” “fresh air” “clean streets” etc.

### **Community activities and events**

This category receives seven percent or 53 comments. Most of the comments were about activities for children/youth, contributing 16 comments. The children indicate that they like sports activities (10 comments) and entertainment (eight comments).

### **Desirability**

This category includes all the positive descriptive feelings and attitudes about Eastern Porirua and receives seven percent or 52 comments. The main theme was that Eastern Porirua is a good size and easy to get around (12 comments). Other emerging themes are that it is quiet and peaceful (six comments), climate (three comments). Other comments include “Porirua is the best,” “not too crowded,” “a good place to live” and “job opportunities.”

### **Other**

This category is a catch-all for those comments that cannot be categorised anywhere else or are not specific to Eastern Porirua and receives five percent and 34 comments. The largest theme here is “cars” (11), “good beaches,” (4) “animals” (3).

### **Affordability**

Receives 21 comments and 3 percent. Most comments are about the fact that food was cheap (10) and the children like the free Cannons Creek pool.

### **Proximity to services**

The category attracts 21 comments and three percent. The favourite theme is that the schools are nearby (9) as are the shops (7).

### **Safety and Security**

This attracts 18 comments and three percent. Safety rules rate highest (8), police (3) and being safe (3).

### **Multicultural**

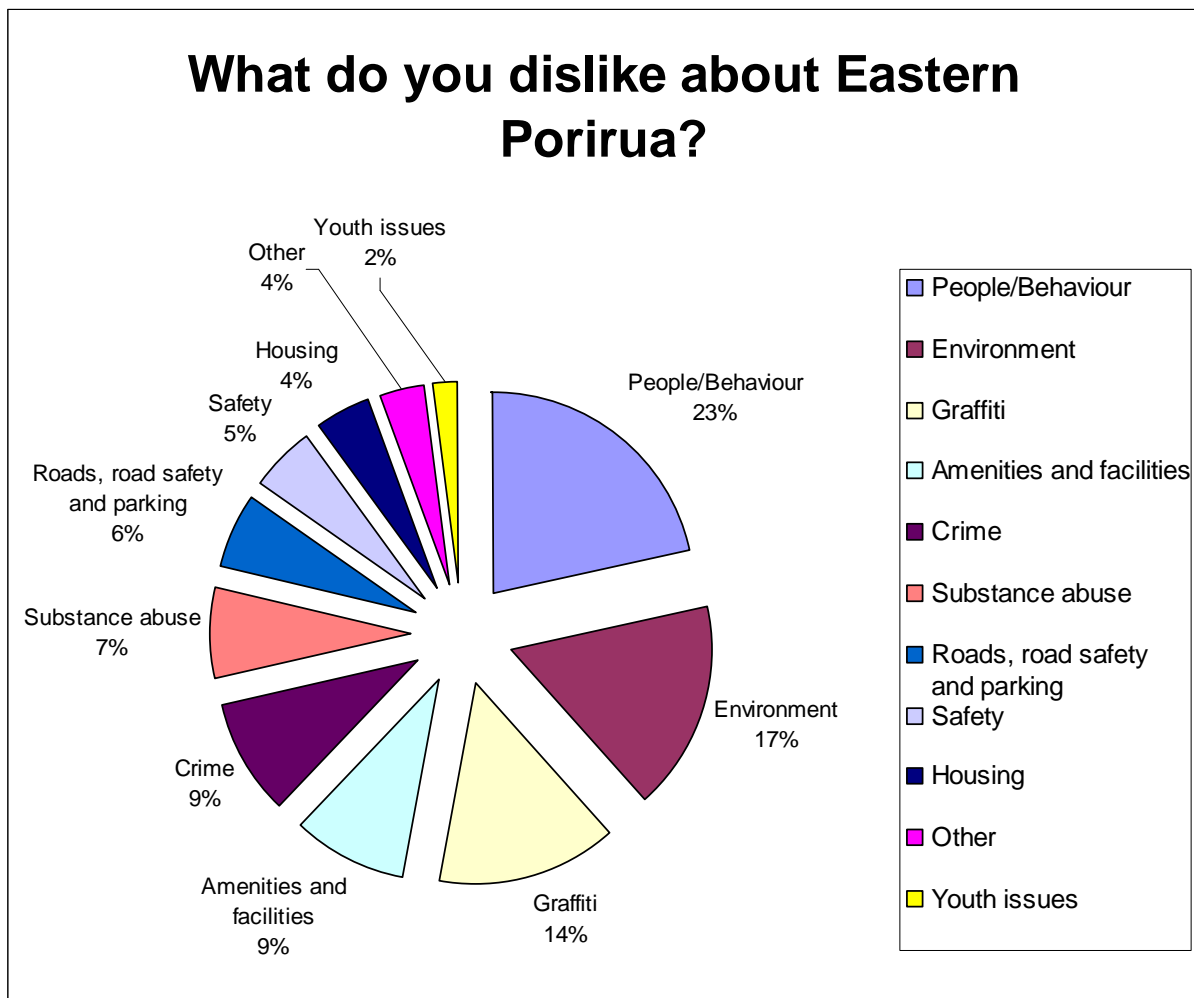
(9 comments in this category or 1 percent). Positive comments about living in a culturally diverse community.

## Eastern Porirua Children and Young People's Dislikes

The children and young people at the six schools were asked what they did not like about Eastern Porirua as a place to live. In total 674 comments were recorded. They have been organised into the following categories:

- ✚ People's Behaviour
- ✚ Environment
- ✚ Graffiti
- ✚ Amenities and Facilities
- ✚ Crime
- ✚ Substance Abuse
- ✚ Roads, Road Safety and Parking
- ✚ Safety
- ✚ Housing
- ✚ Other
- ✚ Youth issues

Figure 4: Children and Young People's Dislikes



### People's Behaviour

The people's behaviour category was the largest category of 142 comments and making up 21 percent of all dislike comments. The two main themes to emerge were around the dislike of

gangs (42 comments) and fighting (26 comments). Bullies and swearing came in as an equal third receiving 11 comments.

### **Environment**

This category attracts 113 comments and 16 percent of the total number of dislikes. Rubbish and littering is the most significant theme (61 comments). Children/young people think there is too much rubbish lying around. There are a few comments concerning broken glass on the footpaths and streets. The other theme is cleaning up the duck pond (9 comments).

### **Graffiti/Tagging**

Receives 97 comments and makes up 14 percent of the total number of dislikes. It commands the single and largest theme in the dislike question. This issue rates consistently across all schools and the single most highlighted issue in the survey.

### **Amenities and Facilities**

Parks, playgrounds and shops feature in this category with 13 percent of the total number of dislikes. The main themes about the parks and playgrounds are the need for more parks and to make the existing parks safer. The shops also attract a level of dislike, particularly the Waitangirua Mall (6 comments).

### **Crime**

There were 53 comments about crime and nine percent of the total number of dislikes. The biggest issue of concern is stealing from people's homes and schools. Stealing receives 38 comments. The next theme is shoplifting and it receives four comments.

### **Substance abuse**

Smoking (12 comments), people taking drugs (12 comments), and drinking (10 comments) were the three themes in this category.

### **Road/Road Safety and Parking**

Speeding cars (12 comments) and drink driving (11 comments) are the emerging themes.

### **Safety**

Issues such as "not good street lighting" (7 comments) and "not safe to walk around at night (6 comments). Other mentions were "trouble on the streets at night", "not enough security guards."

### **Housing**

Housing makes up 4 percent of the total number of dislikes and receives 27 comments. Negative comments such as "ugly houses" and "don't like the units."

### **Other**

This category is a catch-all for those comments that cannot be categorised anywhere else or are not specific to Eastern Porirua and receives 3 percent and 11 comments.

### **Youth issues**

The smallest category of 13 comments mainly consisted of the theme of "street kids walking around at night" (11 comments).

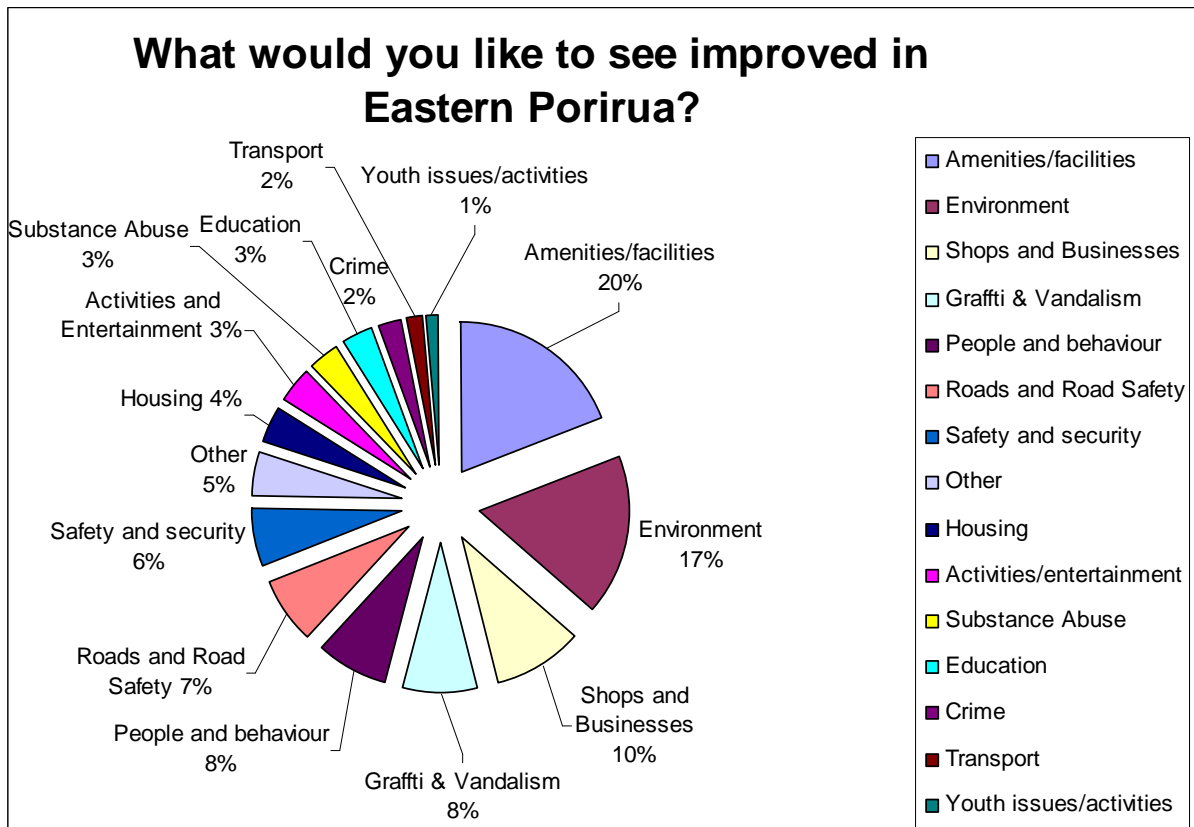


### Eastern Porirua Children and Young People’s Suggested Improvements

The children and young people were asked what they thought would make Eastern Porirua a better place to live. A total of 582 suggested improvements were gathered. The comments have been organised into categories, including:

- ✚ Amenities and Facilities
- ✚ Environment
- ✚ Shops and businesses
- ✚ Graffiti and Vandalism
- ✚ People and Behaviour
- ✚ Roads and Road Safety
- ✚ Safety and Security
- ✚ Other
- ✚ Housing
- ✚ Activities/entertainment
- ✚ Substance Abuse
- ✚ Education
- ✚ Crime
- ✚ Transport
- ✚ Youth issues/activities

Figure 5: Children and Young People’s Suggested Improvements



### **Amenities and Facilities**

This category receives 111 suggestions or 20 percent of the total number of improvement suggestions. The main theme here is the need for more playgrounds and recreation areas (24 comments) while the next theme is along the same lines but more specific: to build an adventure/theme park (12 comments). Over 10 comments suggested an upgraded and expanded Cannons Creek swimming pool while another 10 comments suggested more swimming pools would be a good idea.

### **Environment**

This category attracts 101 suggestions for improvements or 17 percent. The main theme in this category is the need to stop the littering and to get rid of rubbish (33 comments). The next two significant themes are to clean up the streets/area (14 comments) and to clean up the Cannons Creek lakes (14 comments). Other suggestions included more rubbish bins, alleyways cleaned up and no more car wrecks on the streets and behind the mall.

### **Shops and Businesses**

There are 57 suggestions in this category or 10 percent. The most popular themes here are the desire for more shops (11 comments), Upgrade and revitalise the Waitangirua Mall (7 comments), and more and better shops in the Mall (6 comments). Other comments include “upgraded shops,” “new mall,” and “paint the shops.”

### **Graffiti and Vandalism**

This category attracts 45 suggestions or eight percent. The majority of comments are about the need to “clean up the graffiti and stop the tagging” (35 comments). Other suggestions include “legal street art” so kids can bomb legally and “punish the taggers.”

### **People and Behaviour**

Over 8 percent of the comments were about the people in Eastern Porirua (45 comments). The main theme is to have “no more gangs” (9 comments) is that people need to stop fighting and be nice to each other (6 comments).

### **Roads and Road Safety**

42 suggestions for improvement are made on this topic or 7 percent. The highest number of comments is about the need for speed humps due to speeding cars (13 comments). Other suggestions are “keeping children safe on the roads” (6 comments) and the need for more speed cameras (6 comments).

### **Safety and Security**

Comments in this category covered a number of issues and rated 37 comments or 6 percent. This includes comments that there is a need for more lights in parks and alleyways (five comments), better street-lighting (5 comments), no more smashed glass (4 comments) and better safety practices (3 comments).

### **Housing**

Children and young people suggested 24 improvements around improving the housing in the area such as “building bigger houses” (6 comments), “better and upgraded houses” (4 comments) and more fences around houses” (2 comments)

### Activities and Entertainment

This category attracts 22 comments or 4 percent. The main theme is “More activities in the East” (4 comments). Others include “games,” “sports,” “movies” and “drumming lessons.

### Substance Abuse

20 comments are made about alcohol, drugs and smoking or 3 percent. The main theme is for “people to quit smoking” (12 comments).

### Education

19 comments are made about education. The main themes are “more schools” (5 comments) and “more school equipment” (5 comments).

### Other

This category includes comments that cannot be categorised anywhere else or are not specific to Eastern Porirua and receive 27 comments and 5 percent. Other also includes other categories such as **affordability, employment, health, parenting, churches, truancy and youth issues**. These categories receive less than 8 comments each. Themes include: “more money,” “more jobs,” “more hospitals near Cannons Creek,” “parents to take more responsibility for kids,” “encourage people to go to church,” and “more people coming to school instead of wagging,”

### Crime

14 comments are made about Crime which is 2 percent. The main theme was ‘no stealing’ with 9 comments.

### Transport

This category receives 10 comments and the general themes are “better transport” and “more bus shelters”

### Youth Issues

8 comments are made here or 1 percent. The main themes here are less children on the streets at night” and “more activities for young people.”

## Summary of themes

In previous pages, categories have been discussed and issues identified. While it is necessary to analyse the responses and group them by categories, it is also useful important to highlight some themes that may be overlooked by using percentages and pie charts.

The main themes to emerge from the survey (excluding all the general comments), and based on the number of comments received are;

### Likes about Eastern Porirua

- ✚ **Schools** (from the “Amenities and Facilities category) and receives 65 comments
- ✚ **Shops** (from the “Amenities and Facilities” category). Shops receive 60 comments.
- ✚ **People are kind, friendly, helpful and supportive** (from the “People” category). This receives 55 comments.
- ✚ **Swimming pool** (from the “Amenities and Facilities category”) Swimming pool receives 34 comments.
- ✚ **Playgrounds** (from the “Amenities and Facilities” category) Playgrounds receive 26 comments.

### Dislikes about Eastern Porirua

- ✚ **Graffiti** (from the “Environment” category). Graffiti receives 97 comments and is the largest single response to the dislikes question.
- ✚ **Rubbish and Littering** (from the “Environment” category). Rubbish receives 61 comments.
- ✚ **Gangs** (from the “People and Behaviour” category). Gangs receive 42 comments.
- ✚ **Stealing/robbing from homes and schools** (from the Crime” category). Stealing receives 38 comments.
- ✚ **Fighting** (from the “People and Behaviour” category). Fighting receives 26 comments.

### Improvements Suggested for Eastern Porirua

- ✚ **Clean up the Graffiti** (from the “Graffiti and Vandalism” category). This receives 35 comments.
- ✚ **Clean up the rubbish and no littering** (from the “Environment” category). This receives 33 comments.
- ✚ **More playgrounds/recreation areas** (from the “Amenities and Facilities” category). This receives 24 comments.
- ✚ **Clean Up Cannons Creek lakes** (from the “Environment” category). This receives 14 comments.
- ✚ **Clean Up the streets/area** (from the “Environment” category). This also receives 14 comments.